

Description

The 841AR *Super Shield™ Nickel Conductive Coating* is a one-part durable acrylic lacquer pigmented with a highly conductive nickel flake. It utilizes a solvent based system with no heat cure necessary. The cured coating is smooth, hard, and abrasion resistant. It provides strong adhesion to plastics, excellent conductivity, and strong corrosion resistance, even in marine environments.

Applications & Usages

The 841AR is designed to provide a conductive coating to the interior of plastic electronic enclosures to suppress EMI/RFI emissions. It excels when corrosion resistance is a concern.

The 841AR is commonly used by manufacturers of these devices:

- Sensors
- Controllers
- Receivers
- Test equipment
- Scientific equipment
- Medical equipment
- Communication devices
- Satellite dishes and radar systems
- Antennas
- Aerospace applications
- Electric vehicles
- Cable boxes
- Networking gear, firewalls
- Military equipment
- Cellphones, laptops, PDA's
- GPS's, navigation systems
- TV's, monitor's, and displays
- Consumer electronics
- Electronic sporting equipment
- Audio equipment
- Electric guitars and other amplified instruments
- Drones and other RC vehicles

Other applications for 841AR include:

- Repairing damage to existing shielding
- Conductive undercoat for electroplating
- Protecting metal surfaces from oxidation
- Providing electric continuity for circuits
- Grounding

Benefits and Features

- **UL Recognized** (File # [E202609](#))
- **Provides effective EMI/RFI shielding over a broad frequency range**
- **Volume resistivity of 0.0040 Ω·cm**
- **Smooth, durable and, abrasion resistant**
- **Can be applied by spray or brush**
- **Available in aerosol format**
- **Quick dry time, no heat cure required**
- **Mild solvent system**
- **Strong adhesion to acrylic, ABS, polycarbonate, and other injection molded plastics**
- **Excellent adhesion to wood and ceramics**
- **Corrosion resistant, suitable for marine environments**
- **Low VOC; HAP Free; Does not contain toluene, xylene, or MEK**



ENVIRONMENT
RoHS Compliant
Low-VOC

Usage Parameters

Properties	Value
Recoat Time (liquid) ^{a)}	3 min
Drying Time @22 °C [72 °F]	24 h
Drying Time @65 °C [149 °F]	30 min
Shelf Life	3 y
Theoretical HVLP Spray Coverage ^{b)}	$\leq 29\,600 \text{ cm}^2/\text{L}$ $\leq 2.96 \text{ m}^2/\text{L}$ $\leq 17\,300 \text{ in}^2/\text{gal}$ $\leq 120 \text{ ft}^2/\text{gal}$

a) Assumes let 2:1 let down with MG 4351 Thinner 1 Cleaner Solvent

b) Idealized estimate based on a coat thickness of 50 μm [2.0 mil] and 65% transfer efficiency

Temperature Ranges

Properties	Value
Constant Service Temperature	-40 to 120 °C [-40 to 248 °F]
Intermittent Temperature Limits	-50 to 125 °C [-58 to 257 °F]
Storage Temperature Limits ^{c)}	-5 to 40 °C [23 to 104 °F]

c) The product must stay within the storage temperature limits stated.

Principal Components

Name	CAS Number
Nickel Flake (high purity)	7440-02-0
Acrylic Resin	25608-33-7
Acetone	67-64-1
Dimethyl carbonate	616-38-6
Heptan-2-one	110-43-0

Properties of Cured 841AR

Electrical & Magnetic Properties	Method	Value
Volume Resistivity	Method 5011.5 in MIL-STD-883H	0.0040 $\Omega \cdot \text{cm}$ 250 S/cm
Surface Resistance		<i>Resistance</i> ^{a)} <i>Conductance</i> ^{a)}
1 coat @1.6 mil	Square probe	0.52 Ω/sq 1.9 S
2 coats @4.0 mil	Square probe	0.38 Ω/sq 2.6 S
3 coats @5.8 mil	Square probe	0.29 Ω/sq 3.4 S
Magnetic Class		Ferromagnetic
Relative Permeability		≥ 100
Shielding Attenuation for 51 μm [2.0 mil]	IEEE STD 299-1997	
>10 to 100 kHz	"	84 dB to 89 dB
>100 kHz to 1 MHz	"	65 dB to 88 dB
>1 MHz to 10 MHz	"	39 dB to 60 dB
>10 MHz to 100 MHz	"	32 dB to 52 dB
>100 MHz to 1 GHz	"	52 dB to 61 dB
>1 GHz to 10 GHz	"	56 dB to 74 dB
>10 GHz to 18 GHz	"	49 dB to 68 dB

<i>Physical Properties</i>	<i>Method</i>	<i>Value</i>
Paint Type	—	Lacquer (Thermoplastic)
Color	Visual	Dark grey
Abrasion Resistant	—	Yes
Blister Resistant	—	Yes
Peeling Resistant	—	Yes
Water Resistant	—	Yes
<i>Mechanical Properties</i>	<i>Method</i>	<i>Value</i>
Adhesion ^{b)}	ASTM D3359	5B
Pencil Hardness ^{b)}	ASTM D3363	3H, Hard
<i>Environmental & Ageing Study</i>	<i>Method</i>	<i>Value</i>
Salt Fog Test @35 °C [95 °F], 96 h ^{b)}	ASTM B117-2011	
Resistivity before	MG-ELEC-120	380 mΩ/sq
Resistivity after	"	510 mΩ/sq
% Conductivity after	"	75%
Cross-Hatch Adhesion	ASTM D3359-2009	5B
Cracking, unwashed area	ASTM D661-93	None
Visual Color, unwashed area	ASTM D1729-96	Slightly darker

a) Surface resistance is given in Ω/sq and the corresponding conductance in Siemens (S or Ω⁻¹)

b) Tested using HVLP spray gun application on acrylonitrile butadiene styrene (ABS) coupons

The coating surface resistance and attenuation are plotted in Figures 1 and 2.

Surface Resistance by Coating Thickness

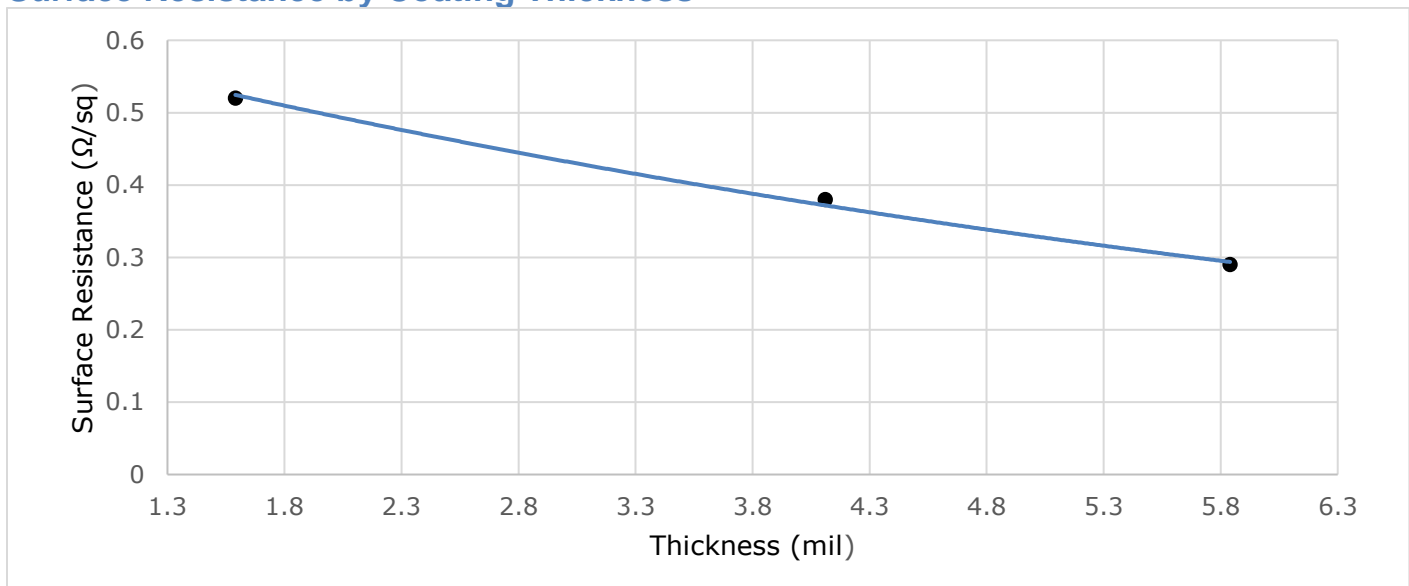


Figure 1. Nickel conductive coating surface resistance at different thicknesses (the dots indicate typical successive coat thicknesses)

Shielding Attenuation

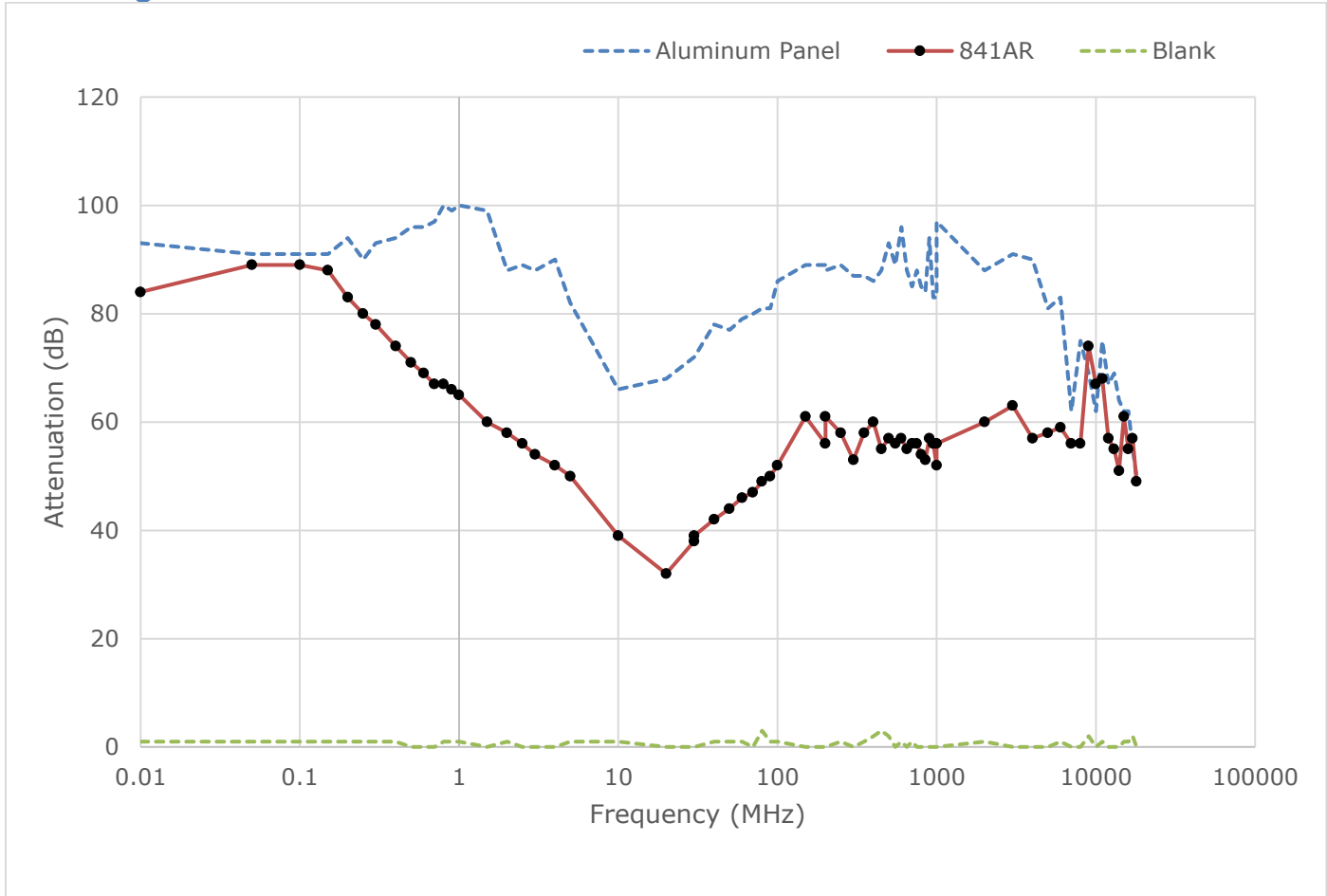


Figure 2. Attenuation of 841AR coating at different frequencies

Properties of Uncured 841AR

<i>Physical Properties</i>	<i>Mixture</i>
Color	Dark grey
Density @25 °C [77 °F]	1.7 g/mL
Solids Percentage (wt/wt)	57%
Viscosity @25 °C [77 °F] ^{a)}	1 460 cP [863 mm ² /s]
Flash Point	-17 °C [1.4 °F]
Odor	Acetone-like

a) Brookfield viscometer at 20 RPM with spindle LV S62

Compatibility

Chemical—Nickel has good resistance to oxidation in a variety of corrosive environments, including marine environments. In normal atmosphere or freshwater, nickel typically corrodes less than 0.0025 mm per year. Since nickel forms a passive protective film on its surface that slows down or stops further corrosion, the passive nickel resists corrosion better than pure copper fillers. In addition, nickel is harder than its silver or copper filled counterparts, helping provide greater durability.

The thermoplastic acrylic resin is incompatible common paint solvents like toluene, xylene, acetone, and MEK. Further, it will not withstand chronic exposures to engine oils, fuels and other similar hydrocarbons. While this makes the coating unsuitable for solvent rich environments, it does offers great repair and rework characteristics.

Adhesion—The 841AR coating adheres to ABS, PBT, and most materials found on printed circuit assemblies; however, it is not compatible with contaminants like water, oil, and greasy flux residues that may affect adhesion. If contamination is present, clean the surface to be coated first.

841AR Adherence Compatibility

Substrate	Note
Acrylonitrile Butadiene Styrene (ABS)	Chemically etches ^{a)} and adheres well to this substrate.
Polybutylene Terephthalate (PBT)	"
Polycarbonate	"
Polyvinyl Acetate (PVA)	"
Polyvinyl Chloride (PVC)	"
Acrylics or Acrylic Paints	Adheres well to clean surface
Epoxy, FR4 substrate	"
Polyurethane	Adheres well to clean surface for most urethane types
Wood	Adheres well with surface preparation

a) Etching is similar to sanding, except that it also softens the surface helping to meld the paint to the plastic for superior adhesion.

ATTENTION! Do not use on thin plastics or on plastics where you want to keep original surface intact. The 841AR spray contains a controlled amount of solvents designed to chemically etch plastic surfaces to help adhesion by melding the acrylic coating into the plastic substrate. This prevents flaking or peeling. Using the 4351-1L thinner lessens the etching effects for chemically sensitive substrates.

Storage

Store between -5 and 40 °C [23 and 104 °F] in a dry area.

Health, Safety, and Environmental Awareness

Please see the 841AR-Liquid **Safety Data Sheet** (SDS) for greater details on transportation, storage, handling and other security guidelines.

Environmental Impact: The VOC (Volatile Organic Compound) content is 14% (236 g/L) by EPA and WHMIS standards.

This product meets the European Directive 2011/65/EU Annex II (ROHS); recasting 2002/95/EC.

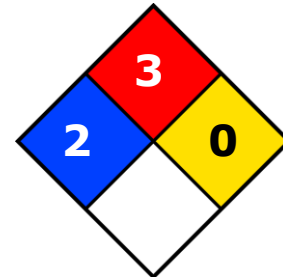
Health and Safety: The solvents in 841AR can ignite if exposed to flames or sparks and can cause respiratory track irritation. If ignited, then flame flash back is possible. Use in well-ventilated area.

Solvents can cause skin irritation and have some reproductive effects. Wear safety glasses or goggles and disposable gloves to avoid exposures.

HMIS® RATING

HEALTH:	* 2
FLAMMABILITY:	3
PHYSICAL HAZARD:	0
PERSONAL PROTECTION:	

NFPA® 704 CODES



Approximate HMIS and NFPA Risk Ratings Legend:

0 (Low or none); 1 (Slight); 2 (Moderate); 3 (Serious); 4 (Severe)

Application Instructions

The 841AR *Nickel Conductive Coating* can be easily applied by the paintbrush, spray gun, or dip method.

For best results, apply thin wet coats as opposed to using thick coats. We recommend a final dry film thickness of at least 1.0 mil [25 µm]. Follow the procedure below for ensure optimal conductivity.

Material & Equipment

- Mixing spatula
- Clean paint brush **OR** HVLP spray gun **OR** dip tank systems
- Liquid agitator, agitated pot, or recirculation system
- Thinner/solvent
- Personal protection equipment (See 841AR-Liquid SDS)

Paint Dilution Ratios

For brush applications, the MG conductive paints are ready-to-use without dilution. You may however dilute it to help achieve better coat leveling and easier brush application.

For spray application, we recommend a 2:1 paint-to-thinner ratio as a starting point. To achieve the best results, adjust this dilution ratio based on the equipment and operator's preferences. The recommended thinner is the MG 4351 Thinner 1.

Surface Preparation

Clean oil, dust, water, solvents, and other contaminants and let the surface dry fully.

Spray Gun Application Instructions

Read the spray procedure fully and make necessary adjustments to get the required coat thickness for your needs. For a 2:1 dilution, one spray coat typically results in a dry film thickness of roughly 2.0 mil [50 µm].

Spray Equipment

Use a HVLP (high-volume, low pressure) using the initial settings described in the following table. Adjust these settings and recommendations as required.

Initial Setting Recommendations

Air Cap	#3 HVLP		
Pressure	<i>Inlet</i> 23 psi	<i>Air flow</i> 13.5 SCFM ^{a)}	<i>Air cap</i> 10 psi
Fluid Tip	1.3 mm [0.051"]	1.5 mm [0.059"] ^{b)}	

Note: These recommendations are based on a generic paint gun and may differ by brands. Please consult your spray gun manufacturer's guide.

a) SCFM = standard cubic foot per minute

b) If no or reduced let down is performed, this may be a better tip choice.

To apply the coating

1. Mix paint thoroughly with mechanized paint shaker, paint mixer, or spatula.
2. Let down the paint with a **2:1** (Paint:Thinner) ratio.
3. Make a test spray. Adjust the spray settings for best flow and spray quality, and establish an appropriate distance to avoid paint runs. A distance between 23 to 30 cm (9 to 12 in) is recommended.
4. Spray a thin and even coat onto a vertical surface to be coated. For best results, start your movement off-surface, press the trigger, and only release off-surface at the end of the stroke. Use a uniform movement of the spray gun parallel to the surface.
5. Wait 3 to 5 minutes and spray another coat. The delay avoids trapping solvent between coats.
6. Apply additional coats until desired thickness is achieved. (Go to Step 3.)
7. Let dry for 5 minutes (flash off time) at room temperature.

NOTE: Ideally, your spray gun will be equipped with liquid agitation system. If not, swirling the paint gun container slightly in between spray applications slows settling.

ATTENTION! Spraying overly thick coats may cause paint runs and hamper solvent evaporation. Prefer the application of many thin mist coats rather than fewer thicker wet coats.

To cure at Room temperature

- Let air dry 24 hours

To accelerate cure by heat

- After flash off, put in oven or under heat lamp at 65 °C for 30 min.

NOTE: Coats that are very thick require more time to dry. Heat curing ensures optimal performance.

ATTENTION! If heat curing, do not exceed 65 °C as this may cause surface defects due to solvents evaporating off too quickly.

Packaging and Supporting Products

<i>Cat. No.</i>	<i>Packaging</i>	<i>Net Volume</i>		<i>Net Weight</i>		<i>Packaging Weight</i>	
841AR-15ML	Jar	12 mL	0.4 fl oz	20.2 g	0.71 oz	0.08 kg	0.17 lb
841AR-150ML	Can	150 mL	5.0 fl oz	253 g	8.93 oz	0.30 kg	0.67 lb
841AR-900ML	Can	850 mL	1.79 pt	1.43 kg	3.16 lb	1.77 kg	3.90 lb
841AR-3.78L	Can	3.60 L	3.8 qt	6.07 kg	13.3 lb	6.80 kg	15.0 lb
841AR-340G	Aerosol	232 mL	7.84 fl oz	340 g	12 oz	TBD	TBD
841AR-P	Pen	5.0 mL	0.16 fl oz	7.57 g	0.26 oz	0.03 kg	0.07 lb

Note: TBD = To Be Determined

Thinners & Conductive Coating Removers

- *Thinner:* Cat. No. 435-1L, 435-4L
- *Thinner 1:* Cat. No. 4351-1L, 4351-4L



841AR Technical Data Sheet

Super Shield™ Nickel Conductive Coating

ISO 9001:2008 Registered Quality System. Burlington, Ontario, CANADA SAI Global File: 004008

841AR-Liquid

Technical Support

Contact us regarding any questions, suggestions for improvements, or problems with this product. Application notes, instructions and FAQs are located at www.mgchemicals.com.

Email: support@mgchemicals.com

Phone: +(1) 800-340-0772 (Canada, Mexico & USA)

+ (1) 905-331-1396 (International)

+ (44) 1663 362888 (UK & Europe)

Fax: +(1) 905-331-2862 or +(1) 800-340-0773

Mailing address: **Manufacturing & Support**
1210 Corporate Drive
Burlington, Ontario, Canada
L7L 5R6

Head Office
9347-193rd Street
Surrey, British Columbia, Canada
V4N 4E7

Warranty

M.G. Chemicals Ltd. warrants this product for 12 months from the date of purchase by the end user. *M.G. Chemicals Ltd.* makes no claims as to shelf life of this product for the warranty. The liability of *M.G. Chemicals Ltd.* whether based on its warranty, contracts, or otherwise, shall in no case include incidental or consequential damage.

Disclaimer

This information is believed to be accurate. It is intended for professional end users who have the skills required to evaluate and use the data properly. *M.G. Chemicals Ltd.* does not guarantee the accuracy of the data and assumes no liability in connection with damages incurred while using it.